

**BALLUFF**



Take advantage of in-depth  
manufacturer knowledge


**TRAINING**



# PERFORMANCE-BASED TRAINING TAILORED TO MEET YOUR SPECIFIC NEEDS.

 *innovating automation*

Unlike other automation training that is mostly theoretical, our training emphasizes skills. We use hands-on labs to give participants the chance to learn by doing things, not just hearing things. Our instructors bring a wealth of application experience, practical tips, and best practices to make concepts come alive.



## What our customers are saying

"I am glad I took this class. I feel I am more able to apply all this knowledge to select the right sensor and look forward for new technologies for future projects."

*Ulises Gama, Packaging Engineer – IMS Buhrke-Olsen*

"...this class was a great tool to learn and hit the ground running in configuring and monitoring IO-Link devices. The class is very detailed, the instructor is very knowledgeable and engaging, and I walked away confident in my abilities to operate IO-Link devices."

*Anthony Ramsey, Jr; Electrical Design Engineer – Parker Hannifin*

"The class was well worth the time and money. It covered topics in a way that was easy to understand..."

*Leighton Burgess, Electrical Engineer – Engineering Innovation*

"The class was very well structured...."

Overall – the best training class I have ever attended!"

*Randy Schaeffer, Application Engineer – HH Barnum*

# COURSE REGISTRATION AND INFORMATION

Register for individual courses at [www.balluff.com/en-us/training](http://www.balluff.com/en-us/training).

- Select a course to discover more information and a link to the registration form.
- You will receive an email confirming your enrollment after submitting the online registration form. (Please check your spam folder if you do not receive the email.)

## Course Information

- Courses are held at:  
Balluff Inc.  
7055 Industrial Road  
Florence, KY 41042
- Balluff recommended lodging:  
Homewood Suites Cincinnati Airport  
1090 Vandercar Way  
Florence, KY 41042  
(859) 283-2111  
Be sure to ask for the corporate rate.
- Meals and transportation are not provided by Balluff.



## Cancellation Policy

If you cannot attend a session after registering, you have two options:

Option 1 — Send another participant in your place

Option 2 — Use the online Training Cancellation Form to cancel your enrollment.

Please cancel at least 14 days before the course start date.

## Disclaimer

*Balluff reserves the right to cancel seminars/training courses for any reason. A claim for damages against Balluff not yielding. Balluff assumes no liability for any errors in technical information that is transmitted verbally or in writing in the seminars or contained in the associated documents. Likewise, no liability for any resulting damage or consequential damage is taken.*


# CONTENT

**06**  
SENSOR  
FUNDAMENTALS



Professional automation training

**08**  
IO-LINK



Manage signals intelligently and cost-effectively

**10**  
RFID ARCHITECTURE  
AND IMPLEMENTATION



Industrial identification

COURSE REGISTRATION 12

Professional automation training


# SENSOR FUNDAMENTALS

 *innovating automation*

We designed this course to introduce participants to a range of different sensor technologies and their connection, installation, and configuration. The Sensor Fundamentals course will enable you to select the correct sensor for a given application.

## Structure of the Course

The Sensor Fundamentals course uses a hands-on approach. Participants will use a sensor demo which inductive, capacitive, ultrasonic, photoelectric type sensors, and all the necessary media and power supplies.





**Course Content**

- Overview of sensor families and operating technology
- Selecting the correct sensor
- Connecting sensors

**Target Audience**

Anyone who would like to learn the fundamentals of sensors

**Prerequisite**

None

**Duration**

1 day

**Order Number and Price**

Sensor Fundamentals

**BSS EDU-I-220-001**

\$500 per individual

Please sign up promptly, this course is limited to 5 participants.

Manage signals intelligently and cost-effectively

# IO-LINK



We designed this course to introduce participants to the basic functionality, capabilities, operating principles, and benefits of IO-Link. Participants will configure IO-Link devices including master devices and expansion devices, as well as how to use IO-Link to make analog, digital, and transducer data available to an existing fieldbus network.

## Structure of the Course

Our partner uses a hands-on approach. Participants will use a laptop equipped with the software needed for the class. Students will also use a workstation with an Allen-Bradley controller, an IO-Link master, several IO-Link devices, and all the necessary media and power supplies.

## Course Content

- IO-Link overview
- Configuring and using an IO-Link master
- Using add-on instructions, user-defined data types and tags
- SmartLight overview and configuration
- Using an IO-Link linear transducer
- Using a valve manifold
- Using an analog input
- Using an expansion hub
- Using a pressure sensor

## Target Audience

Engineers and integrators or anyone interested in IO-Link technology

## Prerequisite

None

## Duration

3 days

## Order Number and Price

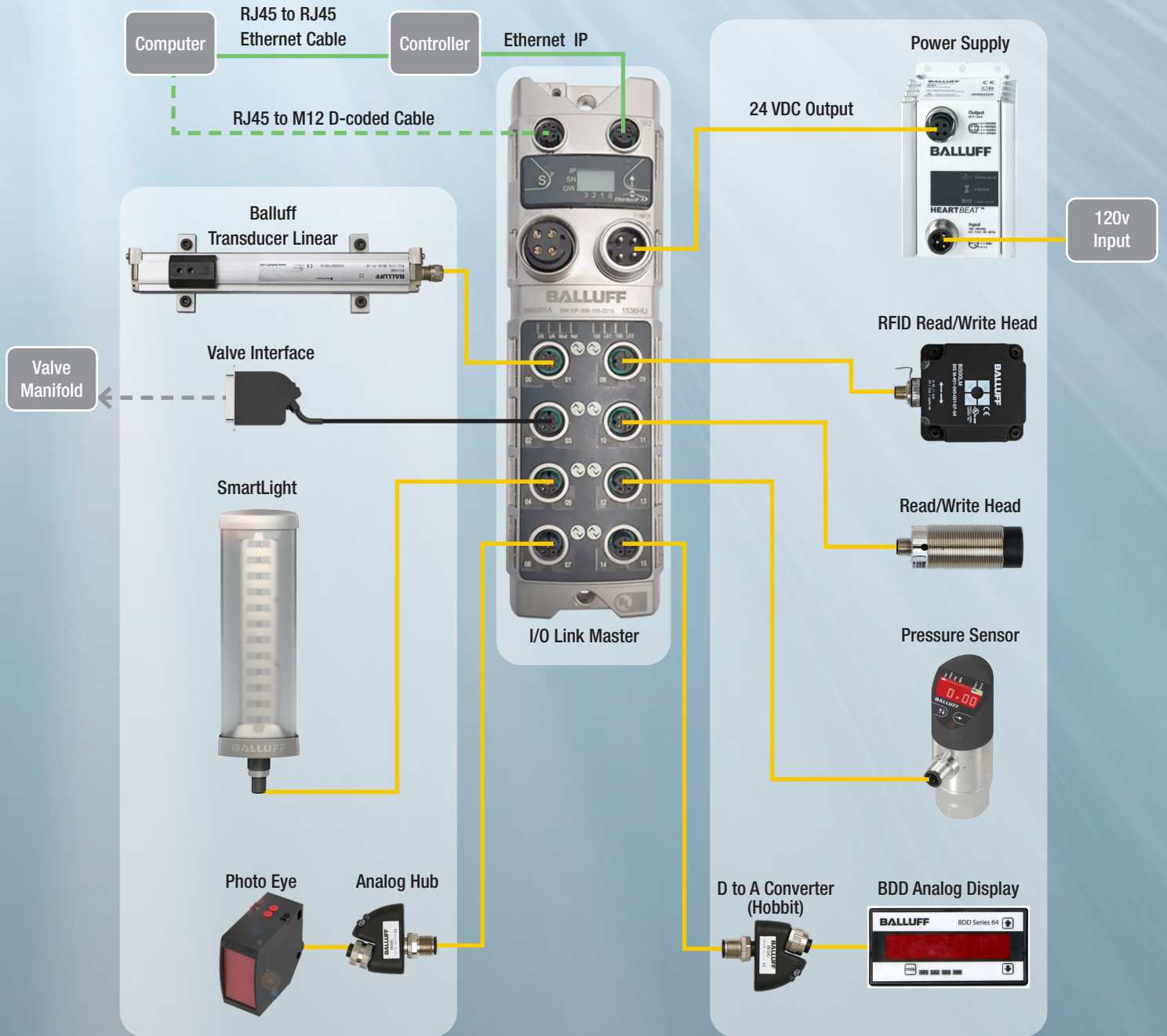
IO-Link

**BSS EDU-I-250-001**

\$1500 per individual

Please sign up promptly, this course is limited to 5 participants.





Industrial identification

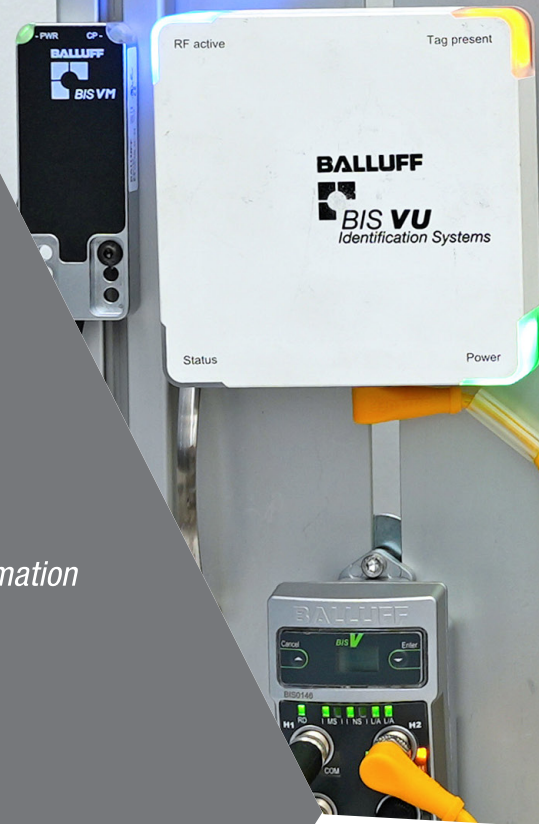
# RFID ARCHITECTURE AND IMPLEMENTATION

 *innovating automation*

We designed this course to prepare someone to commission RFID systems, add or replace devices, configure the components, and access RFID data in a controller.

## Structure of the Course

Our trainer uses a hands-on approach. Participants will use a laptop equipped with the Dashboard, UHF manager, and Studio 5000 software needed for the class. Students will also use a workstation with a controller, RFID components, and all the necessary media and power supplies.





### Course Content

- Fundamentals of RFID
- Processors
- Read/Write heads
- Physical characteristics of tags
- Factors that affect range
- Using an IO-Link master
- Using add-on instructions, user-defined data types and tags
- Adding an IO-Link expansion device to a Studio 5000 project
- Implementing RFID on IO-Link
- Implementing a BIS-V processor
- Implementing an all-in-one processor
- Implementing a UHF one-channel processor
- Implementing the USB reader

### Target Audience

Anyone who would like to learn the basics of RFID architecture and implementation

### Prerequisite

None

### Duration

3 days

### Order Number and Price

RFID Architecture and Implementation

**BSS EDU-0-260-002**

\$1500 per individual

Please sign up promptly, this course is limited to 5 participants.

HOW TO  
REACH US

USA  
Balluff Inc.  
8125 Holton Drive  
Florence, KY 41042  
Phone: (859) 727-2200  
Toll-free: 1-800-543-8390  
Fax: (859) 727-4823  
balluff@balluff.com

Canada  
Balluff Canada, Inc.  
2840 Argentinia Road, Unit #1  
Mississauga, Ontario L5N 8G4  
Phone: (905) 816-1494  
Toll-free: 1-800-927-9654  
Fax: (905) 816-1411  
balluff.canada@balluff.ca

Mexico  
Balluff de México SA de CV  
Anillo Vial II Fray Junipero Serra No. 4416  
Colonia La Vista Residencial.  
Querétaro, Qro. CP76146  
Phone: (+52 442) 212-4882  
Fax: (+52 442) 214-0536  
balluff.mexico@balluff.com



[www.balluff.com](http://www.balluff.com)